

An Introduction to Sofa

François Faure¹

¹Grenoble Universities
INRIA - Evasion

September 11th 2007

SOFA - Simulation Open Framework Architecture

- ▶ Open Source framework primarily targeted at real-time simulation
 - ▶ create complex and evolving simulations by combining new algorithms with algorithms already included in SOFA
 - ▶ modify most parameters of the simulation: deformable behavior, surface representation, solver, constraints, collision algorithm, etc. by simply editing an XML file
 - ▶ build complex models from simpler ones using a scene-graph description
 - ▶ efficiently simulate the dynamics of interacting objects using abstract equation solvers
 - ▶ reuse and easily compare a variety of available methods
- ▶ Currently developed by four research teams in two institutes: INRIA(Alcove, Asclepios, Evasion), CIMIT(SimGroup,MIT/Harvard/MGH)

Main Features

- ▶ High modularity using a scene graph
- ▶ Multiple models of the same object can be synchronized using mappings
- ▶ Current implementations:
 - ▶ deformable objects (springs, FEM)
 - ▶ rigid bodies (6-dof)
 - ▶ fluids (SPH, Eulerian)
 - ▶ collision detection: spheres, triangles
 - ▶ explicit and implicit time integration

Using Sofa

- ▶ In your application, as an external simulation library (C++, LGPL license)
- ▶ As a stand-alone application with one of the default user interfaces (Qt, Glut) and renderers (OpenGL, Ogre)

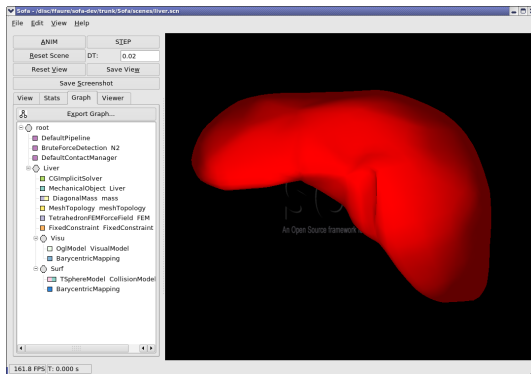


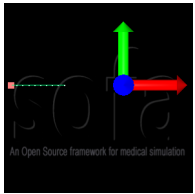
Figure: Sofa stand-alone with Qt GUI and OpenGL rendering.

Data structure

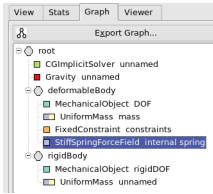
Scene graph with three levels of hierarchy

- ▶ Nodes contains Nodes and Components.
- ▶ Components are leaves of the scene graph. They implement algorithms. They contain DataFields.
- ▶ DataFields contain raw data (positions, masses, ...)

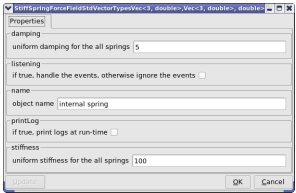
Example: A mass-spring string and a rigid body



the objects:
one string
on rigid



scene graph:
3 nodes
8 components



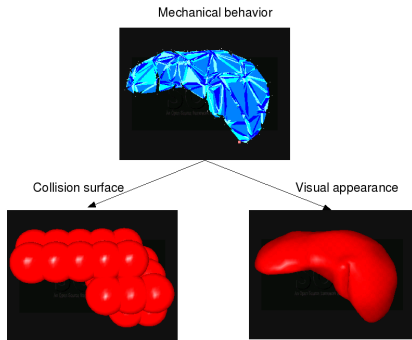
the datafields of a
selected component

Why using scene graphs

- ▶ standard graphics tool
 - ▶ modeling languages: VRML1, VRML2, X3D...
 - ▶ libraries: OpenInventor, Java3D, OpenSG, OpenSceneGraph,...
- ▶ simple structure (Directed Acyclic Graph): no cyclic dependencies
- ▶ abstraction and modularity
- ▶ dynamically add or remove objects in the scene
- ▶ I/O file format

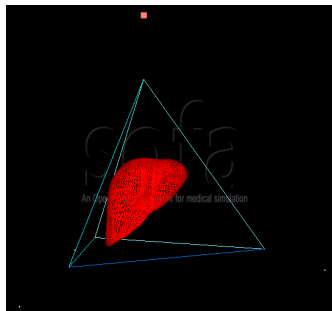
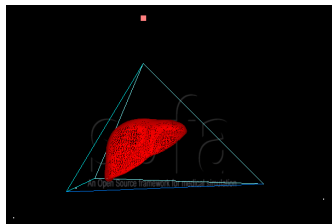
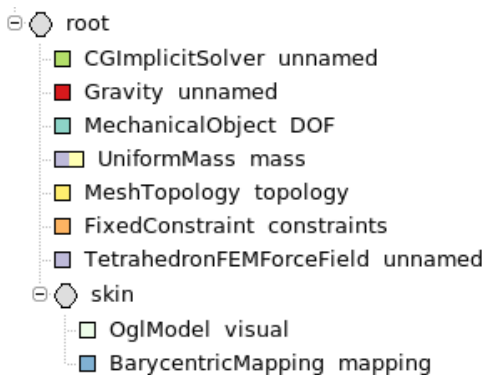
Multiple models of a given object

- ▶ different geometries for different purposes
- ▶ one master geometry (mechanical behavior) contains the independent degrees of freedom (dof)
- ▶ implemented as a node hierarchy
- ▶ non-independent dofs updated using *mappings*




Example of mapping

- ▶ 4 mechanical control points
- ▶ one finite element (tetrahedron)
- ▶ hundreds of vertices in the visual model, all totally defined by the mechanical control points

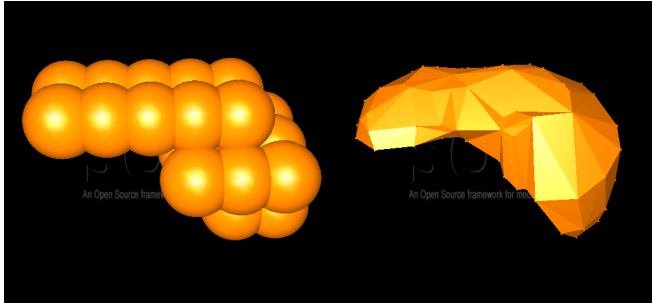


Modularity: various mechanical models attached to the same collision model



- ▶ different mechanical models
- ▶ same collision model attached using the appropriate mapping

Modularity: various collision models attached to the same mechanical model

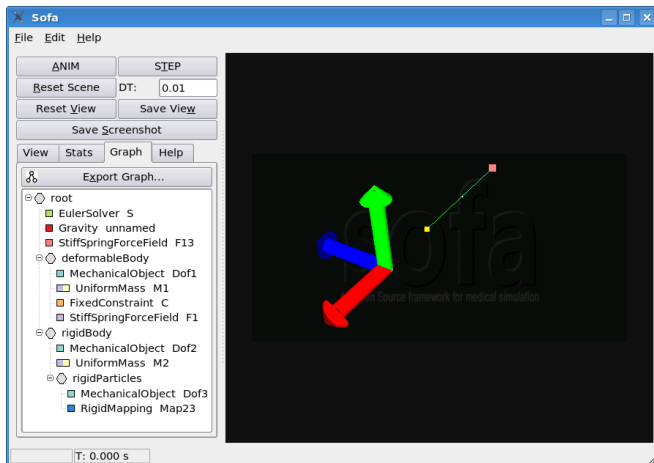


- ▶ same mechanical model
- ▶ various collision models

Example of interacting bodies

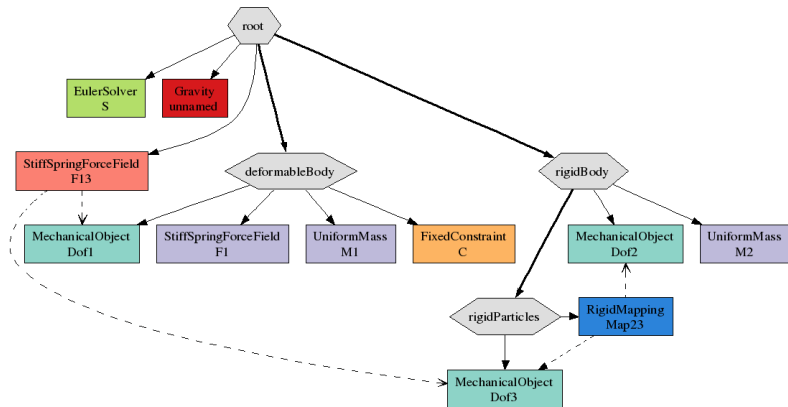
Rigid and deformable bodies connected.

- ▶ We attach a point to the rigid body using a mapping
- ▶ We insert a spring between this point and the string



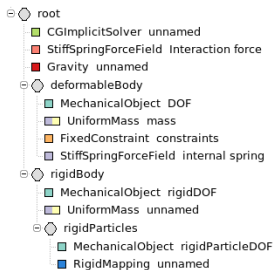
A more complete picture of the scene graph

- ▶ The graph displayed in the GUI shows only the hierarchy
- ▶ Additional pointers are used:

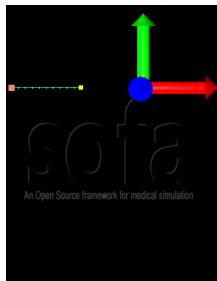


Simulation using implicit time integration

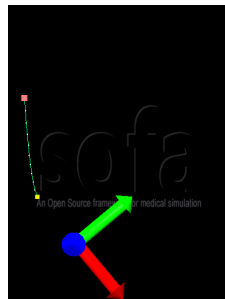
With interaction force



scene graph



$t=0$



$t = \dots$

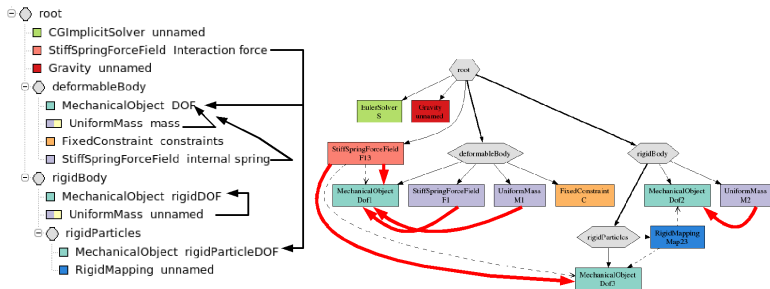
Data processing

Sofa Visitors:

- ▶ The scene graph is recursively traversed top-down and bottom-up
- ▶ Callbacks are applied to components of certain classes
- ▶ Used for all operations: physical computations, vector operations, collision detection,...
- ▶ Example: accumulate forces
 - ▶ top-down: masses and force fields accumulate force
 - ▶ bottom-up: mappings dispatch forces to their parents

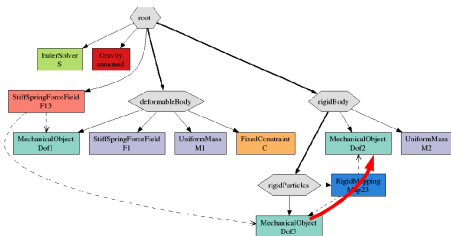
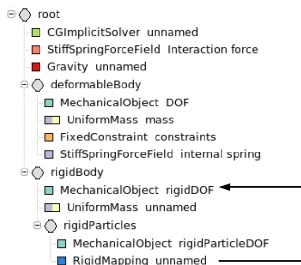
Example of visitor

- ▶ Accumulate forces, top-down callbacks:
 - ▶ masses accumulate their weight
 - ▶ force fields (springs) accumulate their force
- ▶ each force is applied to the local Degrees of Freedom (DOF)
- ▶ except the interaction force



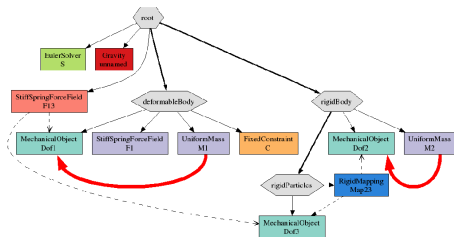
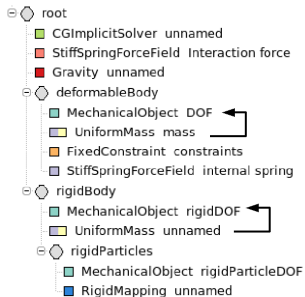
Example of visitor (continued)

- ▶ Accumulate forces, bottom-up callbacks:
 - ▶ mappings accumulate force from child to parent
- ▶ At the end, the net force applied to the independent (i.e. non-mapped) DOF is computed.



Another visitor

- ▶ Compute acceleration, top-down callbacks:
 - ▶ masses compute $M^{-1}f$
- ▶ modularity: uniform or diagonal (or matrix-) masses



Abstract state vectors

- ▶ Reserved indices are used to denote x, v, f, dx
- ▶ Auxiliary vectors can be used, e.g. in Runge-Kutta2:

```
// Allocate auxiliary vectors
MultiVector acc(this, VecId::V_DERIV);
MultiVector newX(this, VecId::V_COORD);
MultiVector newV(this, VecId::V_DERIV);

// Compute state derivative. vel is the derivative of pos
computeAcc (startTime, acc, pos, vel); // acc is the derivative of vel

// Perform a dt/2 step along the derivative
newX = pos;
newX.peq(vel, dt/2.); // newX = pos + vel dt/2
newV = vel;
newV.peq(acc, dt/2.); // newV = vel + acc dt/2

// compute the midpoint derivative
computeAcc ( startTime+dt/2., acc, newX, newV);

// use the midpoint derivative for the whole time step
pos.peq(newV, dt);
vel.peq(acc, dt);
```

Degrees of Freedom (DOF)

- ▶ can be of different types (particles/rigids, float/double, ...)
- ▶ are stored in template class `MechanicalObject<DataType>`
- ▶ example of `DataType` (simplified):

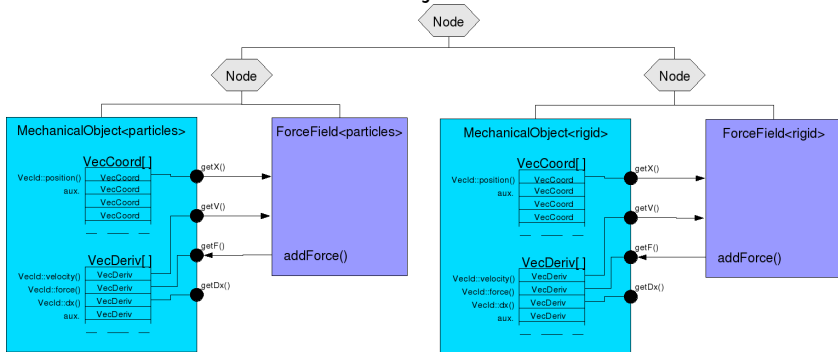
```
class Vec3fTypes
{
public:
    // Basic data
    typedef float      Real;
    typedef Vec<3,float> Coord; // coordinates
    typedef Vec<3,float> Deriv; // all the rest: velocities, forces, ...

    // Data containers
    typedef vector<Real>   VecReal;
    typedef vector<Coord> VecCoord;
    typedef vector<Deriv> VecDeriv;
};
```

- ▶ `Coord` differs from `Deriv` in 6-dof rigid bodies

State vectors containers

- Due to different DataTypes, the state vectors (x, v, f, a, aux, \dots) are scattered in the MechanicalObjects



- A MultiVector is a union of state vectors with a common index
- Standard vector mathematics is implemented (sums, dot products...)
- But no [],size(),begin(),end()

Control

Simulation::init()

- ▶ InitVisitor

Simulation::animate()

- ▶ AnimateVisitor::processNodeTopDown
 - ▶ if MasterSolver:
 - ▶ process MasterSolver
 - ▶ return
 - ▶ process CollisionPipeline
 - ▶ if OdeSolvers
 - ▶ process each OdeSolver
 - ▶ propagate position and velocity
 - ▶ return
 - ▶ traverse children nodes

Conclusion

Strengths:

- ▶ Interaction of multiple models using mappings
- ▶ Efficient simulation of deformable bodies using implicit time integration
- ▶ Highly customizable

Weaknesses:

- ▶ Documentation
- ▶ Multiple control layers (need to simplify this)

Ongoing work:

- ▶ Parallelisation (clusters, and more GPU)
- ▶ Constraint-based methods
- ▶ Traces and profiling